

GOODYEAR PRICES

Revised August 1, 1957

(Federal Excise Tax Effective January 1, 1957)

GOODYEAR

FARM TRACTOR AND IMPLEMENT TIRES TUBES • RIMS



INDEX

- Front Tractor Tires and Tubes
- Rear Tractor Tires and Tubes
- Special Service Tires and Tubes
- Implement Tires and Tubes
- Garden Tractor Tires and Tubes

Pages

2-3

4-5

6-7

8-9

10

4
NY

3
1.37

25.72

Ray

4.5-0

CP

THE MOST COMPLETE FARM TIRE LINE IN THE INDUSTRY

THE GOODYEAR TIRE & RUBBER COMPANY

AKRON 16, OHIO

Replaces List Effective 1-1-57

GOODYEAR PRICES

Revised August 1, 1957
(Federal Excise Tax Effective January 1, 1957)

FRONT TRACTOR TIRES AND TUBES



TRIPLE RIB FRONT TRACTOR TIRES

Best for general farm work . . . Maximum performance on sloping front wheels of row-crop tractors.



TRIPLE-RIB
CODE F-2

TIRES (FT-Tri-Rib)					TUBES (HD-Tract-Imp-Tube)				
Tire Size	Ply Rating	Triple Rib	Code	Amt. of Excise Tax	Group Size	Heavy Duty Black	Code	Amt. of Excise Tax	Rim Size
3.00-12	2	F \$13.50	11P41	\$.26	3.00/3.50-12	\$2.10	1W77	\$.10	3.00D-12
4.00-12	2	15.50	13B10	.38	5-12/4.00-12	2.70	2N28	.13	3.00D-12
4.00-12	4	17.10	14G45	.45	5-12/4.00-12	2.70	2O28	.13	3.00D-12
4.00-15	4	18.05	15C25	.61	.	2.45	2A07	.14	3.00D-15
4.00-19	4	20.65	17A45	.75	4-19/4.00-19	2.75	2T32	.17	3.00D-19
5.00-15	4	20.65	17R45	.76	BM-15	2.85	2E41	.17	3.00D-15
5.00-15	8	29.15	24Y63	.90	BM-15	2.85	2S41	.17	3.00D-15
5.25-21	6	F 31.00	26D20	1.36	BM-21	F3.45	2P92	.24	3.00D-21
5.50-16	4	22.50	19K01	.98	.	3.25	2R75	.21	4.00E-16
5.50-16	6	28.40	24Q00	1.12	.	3.25	2M75	.21	4.00E-16
5.50-16	8	** 31.85	26S91	1.06	.	3.25	2C75	.21	4.00E-16
6.00-9		Use Industrial Tire			6.90/6.00-9	Use Industrial Tube			4.00E- 9 Cast Wheel
6.00-12	6	33.40	28W22	.98	.	F3.25	2V75	.18	5.00E-12 Cast Wheel
6.00-16	4	25.05	21N17	1.10	.	3.45	2B92	.23	4.00E-16
6.00-16	6	32.25	27P25	1.24	.	3.45	2T92	.23	4.00E-16
6.00-16	8	36.25	30U63	1.32	.	3.45	2H92	.23	4.00E-16
6.00-21	6	F 40.60	34M31	1.54	6.00-20-21	F3.85	3A25	.27	3.00D-21
6.50-16	4	28.25	23H87	1.19	DM-16	4.15	3R51	.26	4.50E-16
6.50-16	6	35.10	29R66	1.40	DM-16	4.15	3F51	.26	4.50E-16
6.50-18	4	F 29.10	24D59	1.35	.	F4.60	3G89	.31	5.50F-18
7.50-10	6	53.65	45T33	1.34	.	4.55	3O84	.28	5.50F-10 Cast Wheel
7.50-16	4	F 36.65	30K97	1.59	8-16/7.50-16	5.15	4D35	.36	5.50F-16
7.50-16	6	45.95	38C83	1.71	8-16/7.50-16	5.15	4W35	.36	5.50F-16
7.50-18	4	39.20	33V12	1.80	.	5.00	4K23	.40	5.50F-18
7.50-18	6	48.95	41B36	2.08	.	5.00	4L23	.40	5.50F-18
7.50-20	4	F 43.90	37K10	1.82	.	6.65	5Y62	.44	5.50F-20
9.00-10	8	77.05	65B11	1.89	.	7.15	6Q04	.40	6.00F-10 Cast Wheel



SINGLE-RIB
CODE F-1

SINGLE RIB FRONT TRACTOR TIRES

For easy steering in loose soil . . . Best for muddy or "gumbo" soil.

TIRES (FT-Sing-Rib)					TUBES (HD-Tract-Imp-Tube)				
Tire Size	Ply Rating	Single Rib	Code	Amt. of Excise Tax	Group Size	Heavy Duty Black	Code	Amt. of Excise Tax	Rim Size
4-19	4	\$20.65	17B45	\$.75	4-19/4.00-19	\$2.75	2N32	\$.17	3.00D-19
5.00-15	4	20.65	17G45	.76	BM-15	2.85	2P41	.17	3.00D-15
5.50-16	4	22.50	19F01	.98	.	3.25	2J75	.21	4.00E-16
6.00-16	4	25.05	21A17	1.10	.	3.45	2E92	.23	4.00E-16
7.50-16	4	** 36.65	30E97	1.59	8-16/7.50-16	5.15	4A35	.36	5.50F-16
7.50-16	6	** 45.95	38U83	1.71	8-16/7.50-16	5.15	4O35	.36	5.50F-16
7.50-18	4	39.20	33L12	1.80	.	5.00	4T23	.40	5.50F-18
7.50-20	6	F 55.05	46D52	2.13	.	6.65	5A62	.44	5.50F-20

F—Available For Factory Shipment Only

**Production discontinued — Available so long as present stock lasts

GOODYEAR PRICES

Revised August 1, 1957
(Federal Excise Tax Effective January 1, 1957)

FRONT TRACTOR TIRES AND TUBES

MULTI RIB FRONT TRACTOR TIRES

Used primarily on industrial tractors where resistance to scuffing and sidewall wear is essential . . . Easy rolling and long tread wear.



MULTI RIB
CODE F-3

TIRES (FT-Multi Rib)					TUBES (HD-Tract-Imp-Tube)				
Tire Size	Ply Rating	Multiple Rib	Code	Amt. of Excise Tax	Group Size	Heavy Duty Black	Code	Amt. of Excise Tax	Rim Size
5.00-15	4	\$20.65	17H45	\$.76	BM-15	\$2.85	2R41	\$.17	3.00D-15
6.00-16	4	25.05	21T17	1.10	.	3.45	2H92	.23	4.00E-16
6.00-16	6	32.25	27F25	1.24	.	3.45	2Q92	.23	4.00E-16
7.50-10	10	F 71.75	60A63	1.61	.	4.55	3F84	.28	5.50F-10 Cast Wheel
7.50-16	6	F 45.95	38G83	1.71	8-16/7.50-16	5.15	4K35	.36	5.50F-16
7.50-20	6	F 55.05	46R52	2.13	.	6.65	5D62	.44	5.50F-20
9.00-10	8	**77.05	65H11	1.89	.	F 7.15	6J04	.40	6.00F-10 Cast Wheel
9.00-10	10	86.55	73P13	1.98	.	F 7.15	6E04	.40	6.00F-10 Cast Wheel



RIDGE-WAY
CODE F-4

RIDGE-WAY FRONT TRACTOR TIRES

A specialty tire for "Lister Ridge" type farming . . . Follows furrows and rides the ridges.

TIRES (FT-Ridge)					TUBES (HD-Tract-Imp-Tube)				
Tire Size	Ply Rating	Ridge-Way	Code	Amt. of Excise Tax	Group Size	Heavy Duty Black	Code	Amt. of Excise Tax	Rim Size
5.00-15	4	F \$21.40	18.P08	\$.76	BM-15	\$2.85	2M41	\$.17	3.00D-15
5.50-16	4	23.30	19K69	.98	.	3.25	2G75	.21	4.00E-16
6.00-16	4	25.85	21B84	1.10	.	3.45	2R92	.23	4.00E-16



DUAL RIB
CODE F-5

DUAL RIB FRONT TRACTOR TIRES

Dual Rib Front Tractor Tires ideal for easy steering in tracked terrain on some self-propelled implements.

TIRES (FT-Dual-Rib)					TUBES (HD-Tract-Imp-Tube)				
Tire Size	Ply Rating	Dual-Rib	Code	Amt. of Excise Tax	Group Size	Heavy Duty Black	Code	Amt. of Excise Tax	Rim Size
7.50-18	6	\$48.95	41F36	\$2.08	.	\$5.00	4F23	\$.40	5.50F-18



FARM-RIB
CODE F-2

FARM RIB FRONT TRACTOR TIRES

Popular 3-rib design at a price every tractor owner can afford . . . Used for general farm work.

TIRES (FT-Farm-Rib)					TUBES (HD-Tract-Imp-Tube)				
Tire Size	Ply Rating	Farm Rib	Code	Amt. of Excise Tax	Group Size	Heavy Duty Black	Code	Amt. of Excise Tax	Rim Size
4.00-15	4	\$14.45	13G01	\$.61	.	\$2.45	2G07	\$.14	3.00D-15
4.00-19	4	16.50	14B85	.75	.	2.75	2K32	.17	3.00D-19
5.00-15	4	16.50	14C85	.76	BM-15	2.85	2Y41	.17	3.00D-15
5.50-16	4	18.00	16K20	.98	.	3.25	2A75	.21	4.00E-16
5.50-16	6	22.70	20F43	1.12	.	3.25	2G75	.21	4.00E-16
6.00-16	4	20.05	18E05	1.10	.	3.45	2R92	.23	4.00E-16
6.00-16	6	25.80	23K22	1.24	.	3.45	2K92	.23	4.00E-16

F—Available For Factory Shipment Only

**Production discontinued — Available so long as present stock lasts

GOODYEAR PRICES

Revised August 1, 1957

(Federal Excise Tax Effective January 1, 1957)

REAR TRACTOR TIRES AND TUBES



SUPER SURE-GRIP
CODE R-1

Super SURE-GRIP

For all-around work, the Super Sure-Grip, with its famous Goodyear self-cleaning O-P-E-N C-E-N-T-E-R straight-bar lugs, and "wedge-in" action, is the one best tractor tire. Its straight lugs assure a deeper bite . . . a firmer hold on the soil for greater pulling power . . . and longer more even wear.

TIRES (RT-Sup-SG)						TUBES (HD-Tract-Tube)				
Tire Size	Wide Base Size	Ply Rating	Super Sure-Grip	Code	Amt. of Excise Tax	Group Size	Heavy Duty Black	Code	Amt. of Excise Tax	Rim Size
6-24	.	2	** \$36.40	30G76	\$1.28	.	** \$ 4.25	3R59	\$.29	W 5-24
6-30	.	2	F 43.00	36R34	1.57	.	F 5.05	4G27	.32	W 5-30
7-24	.	2	F 39.20	33E12	1.58	.	F 5.40	4D56	.35	W 6-24
7-24	.	4	F 44.95	37H98	1.84	.	F 5.40	4R56	.35	W 6-24
8-24	.	2	** 46.90	39A63	2.10	.	5.90	4A99	.49	W 7-24
8-24	.	4	53.95	45F59	2.33	.	5.90	4D99	.49	W 7-24
8-24	.	6	** 61.95	52Q35	2.59	.	5.90	4K99	.49	W 7-24
9-24	.	4	64.75	54F71	2.84	9-24/7.50-24	8.75	7F39	.60	W 8-24
9-24	.	6	F 74.25	62B74	3.17	9-24/7.50-24	8.75	7M39	.60	W 8-24
9-24	.	8	F 85.55	72C29	3.76	9-24/7.50-24	8.75	7K39	.60	W 8-24
9-32	.	4	78.40	66Y25	3.48	.	10.45	8T83	.77	W 8-32
9-36	.	4	89.60	75S71	3.99	9-36/7.50-36	11.25	9K51	.88	W 8-36
9-38	.	4	F 93.70	79G18	4.12	.	F 11.70	9P89	.90	DW 8-38
9-42	.	6	F 121.20	102R41	5.05	.	F 12.90	10R90	.99	DW 8-42
10-24	.	4	77.10	65D15	3.45	.	9.70	8E20	.84	W 9-24
10-24	.	6	F 88.55	74F82	3.80	.	9.70	8L20	.84	W 9-24
10-28	.	4	88.30	74Q61	3.87	.	11.70	9Q89	.86	W 9-28
10-28	.	6	F 101.50	85R77	4.40	.	11.70	9Y89	.86	W 9-28
10-34 / 11.2-34		4	103.75	87Y67	4.83	11.2-34/10-34	F 13.35	11U45	1.01	W 9-34
10-36 / 11.2-36		4	107.05	90L46	4.98	11.2-36/10-36	13.90	11N75	1.05	W 9-36
10-36 / 11.2-36		6	F 123.00	103F94	5.49	11.2-36/10-36	13.90	11A75	1.05	W 9-36
10-38	.	4	113.15	95L61	4.97	.	14.70	12D42	1.12	DW 9-38
10-38	.	6	130.30	110B10	5.76	.	14.70	12Q42	1.12	DW 9-38
11-24	.	4	92.45	78T12	4.16	.	13.20	11H15	.84	W 10-24
11-24	.	6	106.30	89F82	4.55	.	13.20	11N15	.84	W 10-24
11-24	.	8	** 121.35	102N54	5.04	.	13.20	11B15	.84	W 10-24
11-26	.	4	F 100.35	84F80	4.48	.	F 13.65	11F53	.95	DW 10-26
11-28 / 12.4-28		4	100.75	85R13	4.61	12.4-28/11-28	14.20	12D00	1.02	W 10-28
11-36 / 12.4-36		4	** 115.40	97Y51	5.55	12.4-36/11-36	16.50	13R94	1.24	W 10-36
11-36 / 12.4-36		6	135.00	114K08	6.34	12.4-36/11-36	16.50	13F94	1.24	W 10-36
11-38 / 12.4-38		4	128.65	108Q71	5.92	12.4-38/11-38	17.45	14K75	1.32	DW 10-38
11-38 / 12.4-38		6	147.75	124P85	6.63	12.4-38/11-38	17.45	14S75	1.32	DW 10-38
11-38	.	10	F 187.05	158N06	7.47	12.4-38/11-38	17.45	14U75	1.32	DW 10-38
11-40	.	4	F 133.85	113S10	6.09	.	F 18.30	15Y46	1.37	W 10-40
11-42	.	6	F 173.75	146F82	7.20	.	F 19.05	16T10	1.43	DW 10-42
12-24	.	4	F 104.00	87H88	4.95	.	15.15	12W80	1.07	DW 11-24
12-26	.	4	F 106.10	89D65	4.96	.	F 16.10	13F60	1.17	DW 11-26
12-26	.	6	F 124.85	105B50	6.00	.	F 16.10	13G60	1.17	DW 11-26
12-28 / 13.6-28		4	111.25	94L01	5.64	13.6-28/12-28	16.80	14H20	1.27	DW 11-28
12-28	.	6	F 130.10	109A93	6.27	13.6-28/12-28	16.80	14D20	1.27	DW 11-28
12-36	.	4	** 131.45	111P08	6.31	HM-36	19.95	16H86	1.62	DW 11-36
12-36	.	6	** 154.45	130H51	7.36	HM-36	19.95	16Q86	1.62	DW 11-36
12-38 / 13.6-38		4	134.60	113G74	6.93	13.6-38/12-38	21.40	18A08	1.63	DW 11-38
12-38 / 13.6-38		6	158.25	133F72	7.70	13.6-38/12-38	21.40	18F08	1.63	DW 11-38
—	13.9-36	4	F 138.50	117D03	6.62	13.9-36	20.65	17Y45	1.58	W 12-36
—	13.9-36	6	F 161.95	136A85	7.11	13.9-36	20.65	17B45	1.58	W 12-36
13-24	.	4	116.65	98L57	5.80	HM-24	14.75	12R46	1.12	W 12-24
13-24	.	6	F 137.05	115Q81	6.53	HM-24	14.75	12E46	1.12	W 12-24
13-26	.	6	139.65	118P00	6.97	.	18.90	15C97	1.40	DW 12-26
13-26	.	8	F 158.75	134S14	7.53	.	18.90	15F97	1.40	DW 12-26

**Production discontinued — Available so long as present stock lasts.

F—Available for Factory shipment only.

GOODYEAR PRICES
Revised August 1, 1957
(Federal Excise Tax Effective January 1, 1957)

REAR TRACTOR TIRES AND TUBES SUPER SURE-GRIP (Cont'd)

TIRES (RT-Sup-SG)						TUBES (HD-Tract-Tube)					
Tire Size	Wide Base Size	Ply Rating	Super Sure-Grip	Code	Amt. of Excise Tax	Group Size	Heavy Duty Black	Code	Amt. of Excise Tax	Rim Size	
13-28	.	4	F	\$127.35	107H61	\$ 6.54	13-28/11.25/12.00-28	F \$16.60	14P03	\$1.30	DW 11-28
13-28	/ 14.9 -28	6	F	149.65	126B45	7.43	13-28/11.25/12.00-28	F 16.60	14N03	1.30	DW 11-28
13-30	.	6	F	162.95	137K69	7.98	.	F 21.20	17L91	1.57	DW 12-30
13-38	.	6	F	178.80	151L09	9.01	15.5-38/13-38	26.25	22S18	1.85	W 12-38
—	15.5 -38	6	F	190.25	160K76	8.97	15.5-38/13-38	26.25	22E18	1.85	W 14L-38
14-24	.	6	F	166.40	140A61	7.68	KM-24	18.75	15T84	1.51	DW 12-24
14-26	.	6	F	175.05	147G92	7.94	.	F 20.45	17C28	1.57	W 13-26
14-28	.	6	**	183.55	155H10	8.14	KM-28	F 22.00	18G59	1.84	W 13-28
14-30	.	6	F	203.15	171S66	8.79	.	F 28.20	23A83	1.78	DW 12-30
14-32	.	6	F	202.05	170B73	9.03	KM-32	F 25.05	21D17	2.11	DW 11-32
14-34	.	6	F	232.10	196V12	9.69	.	F 29.40	24K84	1.99	DW 12-34
15-26	.	6	F	200.15	169K13	9.47	.	F 20.45	17H28	1.80	DW 14-26
15-28	.	6	F	206.15	174H20	9.90	KM-28	†F 22.00	18Y59	1.84	DW 14-28
15-30	.	6	F	214.25	181C04	11.15	.	F 31.15	26A32	2.10	DW 14-30
15-30	.	8	**	284.45	240V36	12.09	.	F 31.15	26P32	2.10	DW 14-30
15-34	.	6	F	255.35	215F77	12.24	.	F 31.60	26U70	2.36	DW 14-34
15-34	.	8	F	301.65	254R89	13.25	.	F 31.60	26F70	2.36	DW 14-34
18-26	.	8	F	416.80	352Y20	14.69	.	F 34.05	28C77	2.98	DW 16-26
18-26	.	10	F	468.90	396W22	15.59	.	F 34.05	28H77	2.98	DW 20-26

†On 14" Rim Use 15-28 Single Marked Tube at same price.—F



**SURE-GRIP
CODE R-1
(D-15)**

SURE-GRIP D-15

The new improved Sure-Grip D-15 offers the best performance with the least slippage of any tire in its price class.

TIRES (RT-SG)					TUBES (HD-Tract-Tube)				
Tire Size	Ply Rating	Sure-Grip	Code	Amt. of Excise Tax	Group Size	Heavy Duty Black	Code	Amt. of Excise Tax	Rim Size
8-24	4	\$43.15	38G84	\$2.33	.	\$ 5.90	4M99	\$.49	W 7-24
9-24	4	51.80	46S62	2.84	9-24/7.50-24	8.75	7S39	.60	W 8-24
9-32	4	62.70	56H43	3.48	.	10.45	8H83	.77	W 8-32
10-24	4	61.70	55Y53	3.45	.	9.70	8C20	.84	W 9-24
10-28	4	70.65	63S59	3.87	.	11.70	9R89	.86	W 9-28
10-38	4	90.50	81K45	4.97	.	14.70	12K42	1.12	DW 9-38
11-24	4	73.95	66R56	4.16	.	13.20	11T15	.84	W 10-24
11-28	4	80.60	72A54	4.61	12.4-28/11-28	14.20	12N00	1.02	W 10-28
11-36	4	92.30	83Y07	5.55	12.4-36/11-36	16.50	13O94	1.24	W 10-36
11-38	4	102.90	92O61	5.92	12.4-38/11-38	17.45	14K75	1.32	DW 10-38
11-38	6	118.20	106T38	6.63	12.4-38/11-38	17.45	14R75	1.32	DW 10-38
12-28	4	89.00	80C10	5.64	13.6-28/12-28	16.80	14C20	1.27	DW 11-28
12-36	4	105.15	94F64	6.31	HM-36	19.95	16D86	1.62	DW 11-36
12-38	4	107.70	96L93	6.93	13.6-38/12-38	21.40	18V08	1.63	DW 11-38
12-38	6	126.60	113H94	7.70	13.6-38/12-38	21.40	18L08	1.63	DW 11-38
13-24	4	93.30	83R97	5.80	HM-24	14.75	12Y46	1.12	W 12-24
13-28	4	101.90	91G71	6.54	13-28/11.25/12.00-28	16.60	14T03	1.30	DW 11-28
13-38	6	143.05	128A75	9.01	15.5-38/13-38	26.25	22S18	1.85	W 14L-38
14-30	6	F 162.50	146T25	8.79	.	28.20	23U83	1.78	DW 12-30
14-34	6	F 185.70	167C13	9.69	.	29.40	24K84	1.99	DW 12-34

F—Available for Factory shipment only.

**Production discontinued — Available so long as present stock lasts.

GOODYEAR PRICES

Revised August 1, 1957
(Federal Excise Tax Effective January 1, 1957)

SPECIAL SERVICE TIRES & TUBES



SPECIAL SURE-GRIP
CODE R-2-O

SPECIAL SURE-GRIP									
For use in wet sticky soil . . . Especially suited for operation in cane fields where the additional lugs withstand the wear of cane hauling . . . Also used on self-propelled corn and cotton pickers.									
TIRES (RT-Spec-SG)					TUBES (HD-Tract-Tube)				
Tire Size	Ply Rating	Special Sure-Grip	Code	Amt. of Excise Tax	Group Size	Heavy Duty Black	Code	Amt. of Excise Tax	Rim Size
10-24	6	F \$121.20	102T41	\$ 4.98	.	\$ 9.70	8D20	\$.84	W 9-24
11-28	6	** 167.40	141S45	7.12	12.4-28/11-28	14.20	12A00	1.02	W 10-28
11-38	6	F 199.55	168R62	8.69	12.4-38/11-38	17.45	14T75	1.32	DW 10-38
12-36	6	** 214.95	181O63	9.50	HM-36	19.95	16D86	1.62	DW 11-36
12-38	6	F 218.80	184D89	10.03	13.6-38/12-38	21.40	18C08	1.63	DW 11-38
13-36	6	F 235.20	198H74	11.15	HM-36	19.95	16G86	1.62	W 12-36
13-38	6	F 239.90	202G72	11.63	15.5-38/13-38	26.25	22S18	1.85	W 12-38
15-28	6	F 256.55	216L78	12.73	KM-28	† 22.00	18B59	1.84	DW 14-28



SPECIAL SURE-GRIP TD6
CODE R-2-O

SPECIAL SURE-GRIP TD-6									
This new tire is designed for work in muddy soil where conventional tires cannot provide the necessary traction and self-cleaning action . . . An outstanding performer on tractors in the sticky mud of rice fields.									
TIRES (RT-Spec-SG)					TUBES (HD-Tract-Tube)				
Tire Size	Ply Rating	Special Sure-Grip TD6	Code	Amt. of Excise Tax	Group Size	Heavy Duty Black	Code	Amt. of Excise Tax	Rim Size
13-28	6	** \$205.75	173E86	\$ 9.46	.	\$16.60	14Y03	\$1.30	DW 11-28
15-26	6	242.95	205C29	11.45	.	20.45	17C28	1.80	DW 14-26
15-30	6	271.40	229B33	12.63	.	31.15	26V32	2.10	DW 14-30
15-34	6	F 330.00	278R85	13.76	.	31.60	26F70	2.36	DW 14-34
18-26	8	F 563.00	475N74	19.60	.	34.05	28K77	2.98	{DW 16-26 DW 20-26



SPECIAL SERVICE
CODE R-2-C

SPECIAL SERVICE									
This new tire is especially designed for use on self-propelled rice combines and rice carts . . . Recommended where conditions require a tire that will quickly clean itself of mud, straw, and trash.									
TIRES (RT-Spec-Serv)					TUBES (HD-Tract-Tube)				
Tire Size	Ply Rating	Special Service	Code	Amt. of Excise Tax	Group Size	Heavy Duty Black	Code	Amt. of Excise Tax	Rim Size
15-26	6	\$242.95	205X29	\$11.45	.	F \$20.45	17E28	\$1.80	DW 14-26
15-30	6	271.40	229C33	12.13	.	31.15	26A32	2.10	DW 14-30
15-34	6	F 330.00	278D85	13.76	.	31.60	26R70	2.36	DW 14-34
18-26	8	F 563.00	475T74	19.60	.	34.05	28C77	2.98	{DW 16-26 DW 20-26

**Production Discontinued — Available so long as present stock lasts.
†Where Tire is used on 14" Rim — use 15-28 Single Tube at same price.—F

F—Available For Factory Shipment Only.


GOODYEAR PRICES

Revised August 1, 1957
(Federal Excise Tax Effective January 1, 1957)

SPECIAL SERVICE TIRES & TUBES


ALL-WEATHER

Designed for orchards or golf courses and for work in loose, dry, sandy, or volcanic ash soils where maximum flotation is necessary . . . Also for industrial use.



ALL-WEATHER
CODE R-3

TIRES (RT-AW)					TUBES (HD-Tract-Tube)				
Tire Size	Ply Rating	All-Weather	Code	Amt. of Excise Tax	Group Size	Heavy Duty Black	Code	Amt. of Excise Tax	Rim Size
8-24	4	F\$53.95	45F59	\$ 2.33	.	\$ 5.90	4T99	\$.49	W7-24
9-16	4	54.80	46G31	1.91	9-16/9.00-16	F 6.45	5Q45	.43	W8H-16
9-24	4	F 64.75	54K71	2.84	9-24/7.50-24	8.75	7X39	.60	W8-24
11-24	4	** 92.45	78V12	4.16	.	13.20	11L15	.84	W10-24
11-24	6	F106.65	90R12	4.55	.	13.20	11P15	.84	W10-24
12-26	4	F106.10	89E65	4.96	.	F 16.10	13R60	1.17	DW11-26
12-26	6	** 124.85	105F50	6.00	.	F 16.10	13B60	1.17	DW11-26
12-28	4	F111.25	94K01	5.64	13.6-28/12-28	16.80	14H20	1.27	DW11-28
12-28	6	130.10	109L93	6.27	13.6-28/12-28	16.80	14A20	1.27	DW-11-28
13-24	4	116.65	98W57	5.80	HM-24	14.75	12J46	1.12	W-12-24
13-24	6	137.05	115G81	6.53	HM-24	14.75	12S46	1.12	W-12-24
13-26	6	F139.65	118F00	6.97	.	18.90	15K97	1.40	DW12-26
14-24	6	F166.40	140X61	7.68	KM24	18.75	15U84	1.51	DW12-24
14-26	6	F175.05	147H92	7.94	.	20.45	17C28	1.57	W13-26
15-16A	6	187.05	158F06	6.03	15-16A/16.00-16	27.65	23T36	1.31	W11-16A
15-16A	8	210.50	177K87	6.60	15-16A/16.00-16	27.65	23R36	1.31	W11-16A
15-26	6	F200.15	169L13	9.47	.	F 20.45	17D28	1.80	DW14-26
15-26	10	258.85	218A73	7.91	.	20.45	17H28	1.80	DW-14-26
18-26	8	416.80	352B20	14.69	.	34.05	28E77	2.98	{DW16-26
18-26	10	468.90	396F22	15.59	.	34.05	28F77	2.98	{DW20-26



ALL TRACTION
CODE R-3

ALL TRACTION

Designed for use on golf courses, orchards, etc., where extra traction is needed . . . Can be adapted for industrial use.

TIRES (RT-All-Trac)					TUBES (HD-Tract-Tube)				
Tire Size	Ply Rating	All-Traction	Code	Amt. of Excise Tax	Group Size	Heavy Duty Black	Code	Amt. of Excise Tax	Rim Size
7.50-16	4	F\$38.80	32B79	\$ 1.59	8-16/7.50-16	\$ 5.15	4K35	\$.36	5.50F-16
10-28	4	F 88.30	74K61	3.87	.	11.70	9R89	.86	W9-28

INDUSTRIAL SURE-GRIP

Recommended for highway mowing and similar operations requiring plenty of traction for both off and on the road service.



INDUSTRIAL SURE-GRIP
CODE R-3

TIRES (Ind-Trac-SG)					TUBES (HD-Tract-Tube)				
Tire Size	Ply Rating	Industrial Sure-Grip	Code	Amt. of Excise Tax	Group Size	Heavy Duty Black	Code	Amt. of Excise Tax	Rim Size
10-24	4	F\$77.10	65D15	\$ 3.45	.	\$ 9.70	8G20	\$.84	W9-24
10-24	6	** 88.55	74K82	3.80	.	9.70	8S20	.84	W9-24

**Production Discontinued — Available so long as present stock lasts.
F—Available for Factory shipment only.

GOODYEAR PRICES

Revised August 1, 1957

(Federal Excise Tax Effective January 1, 1957)

IMPLEMENT TIRES AND TUBES

RIB IMPLEMENT

For use on implements equipped with free-rolling wheels . . . Built to give increased bruise protection and longer smoother tread wear.

TIRES (Imp-Rib)					TUBES (HD-Tract-Imp-Tube)				
Tire Size	Ply Rating	Rib Implement	Code	Amt. of Excise Tax	Group Size	Heavy Duty Black	Code	Amt. of Excise Tax	Rim Size
4.00-8	2				Tire and Tube Tire and Tube				2.50C- 8
4.00-8	4								2.50C- 8
4.00-9	4	\$13.55	11E45	\$.33			\$2.20	1E86	\$.10
4.00-12	2	F 14.85	12T55	.34	5-12/4.00-12	2.70	2T28	.13	3.00D-12
4.00-12	4	16.35	13A82	.42	5-12/4.00-12	2.70	2A28	.13	3.00D-12
4.00-15	4	F 17.10	14D45	.62	.	2.45	2N07	.14	3.00D-15
4.00-18	2	F 15.35	12H97	.49	.	2.70	2D28	.16	3.00D-18
4.00-18	4	17.90	15L13	.59	.	2.70	2R28	.16	3.00D-18
5.00-15	4	18.30	15G46	.69	BM-15	2.85	2H41	.17	3.00D-15
5.00-16	4	F 19.10	16R14	.69	.	F 3.00	2G54	.18	4.00E-16
5.50-16	4	F 19.95	16A86	.87	.	3.25	2L75	.21	4.00E-16
5.90-15	4	22.30	18Y84	.78	.	3.20	2G70	.20	4J-15
6.00-16	4	22.95	19B39	.91	.	3.45	2N92	.23	4.00E-16
6.00-16	6	28.80	24Q34	1.05	.	3.45	2K92	.23	4.00E-16
6.00-20	6	33.20	28C05	1.27	6.00-20-21	F 3.85	3R25	.27	4.50E-20
6.40-15	4	F 25.05	21N17	.85	.	F 3.45	2T92	.22	4 1/2 K-15
6.40-15	6	F 31.30	26R45	.90	.	F 3.45	2K92	.22	4 1/2 K-15
6.50-16	4	F 24.75	20L91	.97	DM-16	4.15	3L51	.26	4.50E-16
6.50-16	6	31.00	26Y20	1.13	DM-16	4.15	3V51	.26	4.50E-16
6.50-16	8	F 34.85	29S45	1.22	DM-16	4.15	3H51	.26	4.50E-16
6.50-36	4	F 61.80	52U22	1.97	.	F 8.60	7S27	.60	W6-36
6.50-36	6	** 77.10	65J15	2.42	.	F 8.60	7E27	.60	W6-36
6.70-15	4	26.30	22V22	.95	.	3.60	3B04	.25	5K-15
6.70-15	6	F 34.00	28C73	1.08	.	3.60	3K04	.25	5K-15
7.50-16	4	F 31.65	26Q74	1.30	8-16/7.50-16	5.15	4R35	.36	5.50F-16
7.50-16	6	39.80	33E63	1.48	8-16/7.50-16	5.15	4L35	.36	5.50F-16
7.50-16	8	44.85	37S90	1.56	8-16/7.50-16	5.15	4D35	.36	5.50F-16
7.50-16	10	F 51.55	43R56	1.74	8-16/7.50-16	5.15	4P35	.36	5.50F-16
7.50-18	4	F 34.20	28E90	1.46	.	5.00	4R23	.40	5.50F-18
7.50-18	6	42.85	36N21	1.70	.	5.00	4D23	.40	5.50F-18
7.50-18	8	** 52.55	44O40	1.81	.	5.00	4G23	.40	5.50F-18
7.50-24	4	45.20	38F19	1.89	9-24/7.50-24	8.75	7E39	.60	W7-24
7.50-24	6	74.20	62Y70	2.20	9-24/7.50-24	8.75	7C39	.60	W7-24
7.50-24	8	F 83.50	70U56	2.45	9-24/7.50-24	8.75	7S39	.60	W7-24
7.60-15	4	F 31.80	26H87	1.12	.	F 4.25	3K59	.30	6L-15
7.60-15	6	F 41.45	35L03	1.24	.	F 4.25	3B59	.30	6L-15
7.60-15	8	F 46.60	39D38	1.37	.	F 4.25	3P59	.30	6L-15
9.00-10	4	F 48.55	41B02	1.27	9-16/9.00-16	F 7.15	6G04	.40	6.00F-10
9.00-16	10	F 69.65	58S85	2.67	9-16/9.00-16	F 6.45	5L45	.43	6.00F-16
9.00-24	6	87.65	74V06	3.02	.	F 11.55	9A76	.84	W8H-24
9.00-24	8	F 101.45	85G73	3.40	.	F 11.55	9R76	.84	W8H-24
9.00-36	6	F 120.85	102Q12	4.22	.	F 16.50	13N94	1.24	W8H-36
11.25-24	8	F 128.85	108P88	4.82	HM-24	14.75	12T46	1.12	W10H-24
11.25-24	10	** 145.10	122C61	5.03	HM-24	14.75	12C46	1.12	W10H-24
11.25-28	10	F 158.35	133F81	5.66	13/11.25/12.00-28	16.60	14B03	1.30	W10H-28
12.75-28	10	F 193.60	163Y59	6.56	KM-28	22.00	18L59	1.84	DW11-28
14.00-32	10	F 241.25	203P86	7.47	KM-32	25.05	21H17	2.11	DW11-32



RIB IMPLEMENT
CODE I-1



DUAL RIB
CODE I-7

DUAL RIB IMPLEMENT

Used to some extent on grain drills where a shallow track is desirable.

TIRES (Imp-Dual-Rib)					TUBES (HD-Tract-Imp-Tube)				
Tire Size	Ply Rating	Dual Rib Implement	Code	Amt. of Excise Tax	Group Size	Heavy Duty Black	Code	Amt. of Excise Tax	Rim Size
6.70-15	4	\$28.85	24L38	\$.95	.	\$3.60	3H04	\$.25	5K-15

F—Available for Factory shipment only.

**Production Discontinued — Available so long as present stock lasts.

GOODYEAR PRICES

Revised August 1, 1957

(Federal Excise Tax Effective January 1, 1957)

IMPLEMENT TIRES AND TUBES



SURE-GRIP IMPLEMENT
CODE I-2

SURE-GRIP IMPLEMENT (Moderate Traction)									
Designed for machines needing only moderate traction or occasional traction such as the left wheel on a plow.									
TIRES (Imp-SG)					TUBES (HD-Tract-Imp-Tube)				
Tire Size	Ply Rating	Sure-Grip Implement	Code	Amt. of Excise Tax	Group Size	Heavy Duty Black	Code	Amt. of Excise Tax	Rim Size
4.00-36	4	F \$35.95	30A38	\$1.06	.	F \$4.55	3R84	\$.30	3.00D-36
6.00-16	4	** 22.95	19Y39	.91	.	3.45	2T92	.23	4.00E-16



SURE-GRIP
ACTION IMPLEMENT
CODE I-3

SURE-GRIP TRACTION IMPLEMENT (For Ground Driven Wheels)									
Designed especially for use on ground driven machines such as spreaders or mowers where maximum traction is needed.									
TIRES (Imp-Trac-SG)					TUBES (HD-Tract-Imp-Tube)				
Tire Size	Ply Rating	Sure-Grip Traction Implement	Code	Amt. of Excise Tax	Group Size	Heavy Duty Black	Code	Amt. of Excise Tax	Rim Size
5.50-16	4	F \$22.80	19H27	\$.87	.	\$3.25	2X75	\$.21	4.00E-16
5.90-15	4	*F 22.30	18B84	.78	.	3.20	2S70	.20	4J-15
6.00-16	4	** 25.95	21C93	.91	.	3.45	2Y92	.23	4.00E-16
6.40-15	4	** 25.05	21D17	.85	.	3.45	2K92	.22	4½K-15
6.70-15	4	F 26.30	22V22	.95	.	3.60	3K04	.25	5K-15
7.50-16	4	F 31.65	26H74	1.30	8-16/7.50-16	5.15	4Q35	.36	5.50F-16
7.50-16	6	F 39.80	33P63	1.48	8-16/7.50-16	5.15	4V35	.36	5.50F-16
7.50-18	4	39.45	33F34	1.46	.	5.00	4R23	.40	5.50F-18
7.50-20	4	44.20	37W35	1.63	.	6.65	5D62	.44	5.50F-20
7.50-24	4	58.10	49X09	1.89	9-24/7.50-24	8.75	7E39	.60	W7-24
7.60-15	4	F 31.80	26U87	1.12	.	F 4.25	3B59	.30	6L-15
7.60-15	6	** 41.45	35H03	1.24	.	F 4.25	3K59	.30	6L-15

*Also available in non-directional TRACTION TYPE IMPLEMENT.



SINGLE BEVEL DOUBLE BEVEL
CODE I-4S CODE I-4D
PLOW TAIL WHEELS

PLOW TAIL WHEEL TIRE (Double and Single Bevel)										
Used on tail wheel of wheel-type plows . . . Assures uniform depth of furrow and facilitates transportation of plow.										
TIRES { Single Bevel—(Imp-Plow-SB) Double Bevel—(Imp-Plow-DB)					TUBES (HD-Tract-Imp-Tube)					
Tire Size	Ply Rating	PLOW TAIL WHEEL TIRES		Code	Amt. of Excise Tax	Group Size	Heavy Duty Black	Code	Amt. of Excise Tax	Rim Size
		Single Bevel	Double Bevel							
3.50-12	4	\$15.70	\$15.70	13R27	\$.43	3.00-12/5.50-12	\$2.10	1K77	\$.10	2.50C-12



SMOOTH IMPLEMENT
CODE I-6

SMOOTH IMPLEMENT									
For use on hay rakes and mowers where stubble wear is prevalent. Assures longer more uniform wear than a rib-type tire under these conditions.									
TIRES (Imp-SM-TR)					TUBES (HD-Tract-Imp-Tube)				
Tire Size	Ply Rating	Smooth	Code	Amt. of Excise Tax	Group Size	Heavy Duty Black	Code	Amt. of Excise Tax	Rim Size
3.00-7	2	F \$ 8.55	7S22	\$.13	3.40-7/3.00-7	Use Industrial Tube			2.10"
4.00-8	2	** 11.90	10A06	.21	.	Use Industrial Tube			2.50C- 8
4.00-8	4	F 13.20	11L15	.27	4.80-8/4.00-8	Use Industrial Tube			2.50C- 8

**Production Discontinued — Available so long as present stock lasts.

F—Available for Factory shipment only.

GOODYEAR PRICES

Revised August 1, 1957
(Federal Excise Tax Effective January 1, 1957)

GARDEN TRACTOR TIRES & TUBES

(FOR POWER DRIVEN WHEELS)



GARDEN TRACTOR
(SURE-GRIP)
CODE G

SURE-GRIP (Conventional)									
For use on garden tractors—Same features as Goodyear rear tractor tires.									
TIRES (GT-SG)					TUBES (HD-Tract-Imp-Tube)				
Tire Size	Ply Rating	Sure-Grip (Garden Tractor)	Code	Amt. of Excise Tax	Group Size	Heavy Duty Black	Code	Amt. of Excise Tax	Rim Size
4.00-8	2	F \$11.85	10R01	\$.21	.		Use Industrial Tube		2.50C-8
4.00-8	4	F 13.05	11D03	.27	.		Use Industrial Tube		2.50C-8
4.00-12	2	** 14.45	12E21	.34	5-12/4.80/4.00-12	\$2.70	2R28	\$.13	3.00D-12
5.00-12	2	** 17.90	15Y13	.44	.	F 2.70	2X28	.15	4.00E-12



GARDEN TRACTOR
SUPER SURE-GRIP
CODE G

SUPER SURE-GRIP (Wide Base)									
Especially adapts itself to low pressure garden work . . . Plenty of traction with a minimum of soil compaction.									
TIRES (GT-Sup-SG)					TUBES (HD-Tract-Imp-Tube)				
Tire Size	Ply Rating	Super Sure-Grip (Garden Tractor)	Code	Amt. of Excise Tax	Group Size	Heavy Duty Black	Code	Amt. of Excise Tax	Rim Size
5-8	2	F \$14.30	12R08	\$.30	.	F \$2.20	1T86	\$.09	4JA-8
5-8	4	** 17.55	14W83	.36	.	F 2.20	1H86	.09	4JA-8
5-12	2	F 17.15	14B49	.45	5-12/4.80/4.00-12	2.70	2L28	.13	4JA-12
6-12	2	F 18.85	15B93	.60	.	F 3.25	2B75	.18	5JA-12
6-16	2	F 20.35	17Y20	.68	.	F 3.55	3G00	.20	5K-16
7-16	2	F 24.25	20R49	.88	.	F 3.85	3F25	.26	6.00F-16
8-16	2	F 34.70	29T32	1.19	8-16/7.50-16	5.15	4R35	.36	6.00F-16

**Production discontinued — Available so long as present stock lasts.

F—Available for Factory shipment only.

NOTE: Agricultural press and gauge wheel semi-pneumatic implement tires are not in the authorized line. These tires should be ordered from the equipment manufacturers concerned.

Amount of Federal Excise Tax (not subject to price decline rebate) is shown separately and should be added to unit price to determine total price. State Sales Tax, if any, additional.

This Price List cancels all previous lists on items named herein and is subject to change without notice. This list does not constitute an offer and we reserve the right to reject any or all orders.

All shipments will be billed at prices (including amount of Federal Excise Tax) in effect on date of shipment.

GOODYEAR MANUFACTURER'S LIFETIME TIRE GUARANTEE

"Every tire or tube of our manufacture bearing our name and serial number, is guaranteed to be free from defects in workmanship and material without limit as to time or mileage. If our examination shows such tire or tube has failed under the terms of this guarantee, we will either repair it or make a reasonable allowance on the purchase of a new tire or tube.

"This guarantee is made for the exclusive benefit of the owner actually using these products, is not assignable, and no claim hereunder will be recognized unless submitted on our standard claim form duly filled out and signed by such owner.

"There is no other warranty or liability, express or implied, applicable to these products. No representative has authority to make any representation, promise, or agreement except as stated herein."

THE GOODYEAR TIRE & RUBBER COMPANY, AKRON 16, OHIO

THE MOST COMPLETE FARM TIRE LINE IN THE INDUSTRY



PROPER TIRE SELECTION CHART

TYPE OF SERVICE	TIRE RECOMMENDED
<p>REAR TRACTOR</p> <ul style="list-style-type: none"> General Farming Sandy or Volcanic Ash Soils Orchard Wet Muck Rice Farming Sugar Cane Highway Mowing Golf Course Work Industrial Service Road Graders 	<ul style="list-style-type: none"> Super Sure-Grip All Weather or All Traction All Weather or All Traction Special Sure-Grip or Special Sure-Grip TD-6 Special Sure-Grip TD-6 or Special Service Special Sure-Grip Industrial Sure-Grip or All Weather All Weather or All Traction Industrial Sure-Grip or All Weather Grader Tires (Some machines using modified farm tractors as the power unit have been put out on regular farm tractor tires).
<p>FRONT TRACTOR</p> <ul style="list-style-type: none"> General Farming Lister Farming Rice Farming Industrial Service 	<ul style="list-style-type: none"> Triple Rib or Single Rib Ridge-way Single Rib Multi Rib
<p>SELF-PROPELLED IMPLEMENTS</p> <ul style="list-style-type: none"> Grain Combines: Drive Wheels Steering Wheels Rice Combines: Drive Wheels Steering Wheels Cotton Pickers: Drive Wheels Steering Wheels 	<ul style="list-style-type: none"> All Weather or Super Sure-Grip Triple Rib or Rib Implement Special Service Single Rib Super Sure-Grip or Special Sure-Grip Triple Rib or Multi Rib
<p>IMPLEMENTS</p> <ul style="list-style-type: none"> Free-Rolling Wheels Drive Wheels Plow Tail Wheels Mower or Rake Caster Wheels 	<ul style="list-style-type: none"> Rib Implement Sure-Grip Traction Implement or Sure-Grip Implement Single Bevel Plow Tail Wheel or Double Bevel Plow Tail Wheel Smooth Implement or Rib Implement
<p>GARDEN TRACTORS</p>	<ul style="list-style-type: none"> Super Sure-Grip Garden Tractor or Sure-Grip Garden Tractor Tires


GOODYEAR

FARM TIRE FAMILY

THE MOST COMPLETE FARM TIRE LINE IN THE INDUSTRY



**SUPER SURE-GRIP
REAR TRACTOR TIRE**



**SPECIAL
SURE-GRIP**

**SPECIAL
SERVICE**

**SPECIAL
SURE-GRIP
TD6**

**INDUSTRIAL
SURE-GRIP**

**ALL
TRACTION**

**ALL
WEATHER**



**(D-15)
SURE-GRIP
REAR TRACTOR TIRE**



**SINGLE RIB
FRONT**



**DUAL RIB
FRONT**



**TRIPLE
RIB**




**MULTI RIB
FRONT**



FARM RIB



**RIDGEWAY
FRONT**



**RIB
IMPLEMENT**



**SURE-GRIP
IMPLEMENT**



**SURE-GRIP
TRACTION IMPLEMENT**



**PLOW TAIL WHEEL
DOUBLE BEVEL**



**PLOW TAIL WHEEL
SINGLE BEVEL**



**SMOOTH
IMPLEMENT**



**GARDEN
TRACTOR**

WE'VE GOT THE RIGHT TIRE FOR EVERY WHEEL ON THE FARM

FOR ADDITIONAL INFORMATION ON TIRE AND RIM SPECIFICATIONS
SEE THE **GOODYEAR FARM TIRE HANDBOOK**